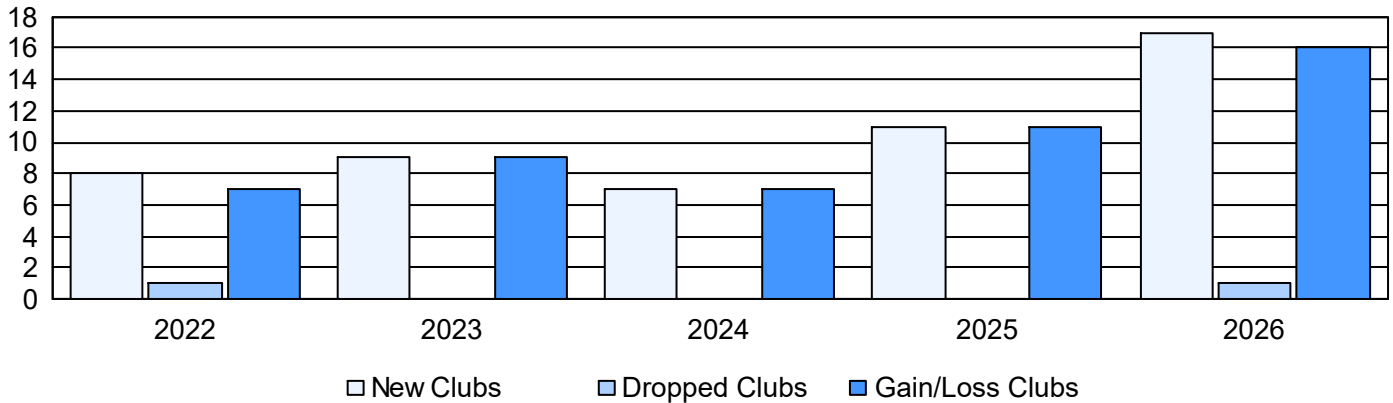
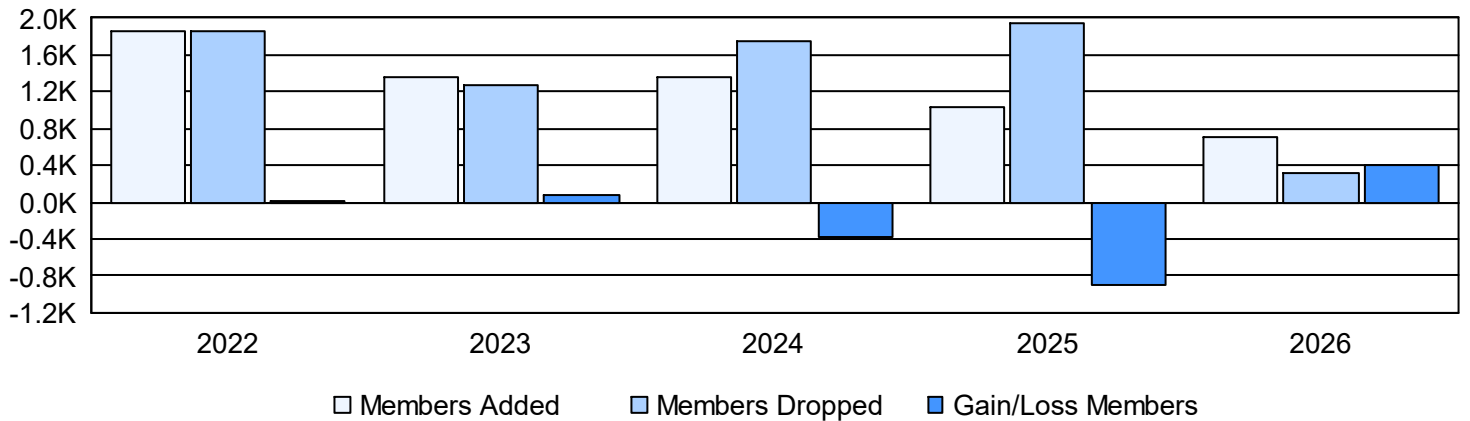


| Year | New Clubs | Dropped Clubs | Gain/ Loss Clubs | New Members | Charter Members | Reinstate Members | Transfer Members | Total Member Added | Total Members Dropped | Gain/ Loss Members |
|----------------|-----------|---------------|------------------|-------------|-----------------|-------------------|------------------|--------------------|-----------------------|--------------------|
| 2021-2022 | 8 | 1 | 7 | 535 | 319 | 981 | 22 | 1,857 | 1,853 | 4 |
| 2022-2023 | 9 | 0 | 9 | 517 | 275 | 495 | 62 | 1,349 | 1,273 | 76 |
| 2023-2024 | 7 | 0 | 7 | 468 | 223 | 612 | 53 | 1,356 | 1,745 | -389 |
| 2024-2025 | 11 | 0 | 11 | 536 | 287 | 154 | 60 | 1,037 | 1,946 | -909 |
| 2025-2026 | 17 | 1 | 16 | 331 | 344 | 26 | 8 | 709 | 315 | 394 |
| Average | 10 | 0 | 10 | 477 | 290 | 454 | 41 | 1,262 | 1,426 | -165 |

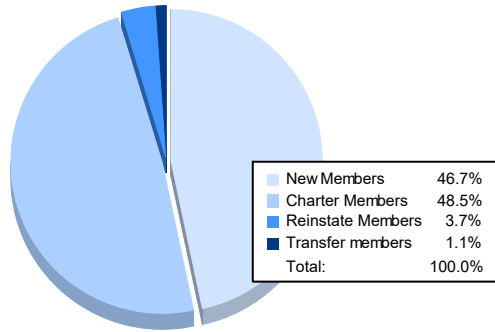
Clubs



Members



Membership Composition April 2026 Cumulative



Gender Composition April 2026 Cumulative

